

2021-22 SCHOOL YEAR

Family Resources

The resources below will help connect you and your child with important learning for this school year.

We are committed to a bright future for your child!



FEDERAL WAY PUBLIC SCHOOLS

FW School District #210
33330 8th Avenue South
Federal Way, WA 98003

NONDISCRIMINATION and EQUAL EMPLOYMENT OPPORTUNITY STATEMENT
Federal Way Public Schools does not discriminate in any programs or activities on the basis of race, color, national origin or ethnicity, religion, creed, sex or gender, sexual orientation, gender expression or identity, age, marital or family status, veteran or military status; disability, or the use of a trained dog guide or service animal. The district provides equal access to the Boy Scouts of America and other designated youth groups. For more information: www.fwps.org

NONPROFIT ORG.
US POSTAGE
PAID
Federal Way, WA
Permit No. 54

Digital Communications Tools in Federal Way Public Schools



Canvas

Canvas is a Learning Management System (LMS) that provides students and parents access to digital learning, classroom(s) weekly schedules, and more. To access Canvas, go to FWPS' Launchpad to Learning at <http://learn.fwps.org>. Your child's username is their Student ID, and their password is the same one used to log in to computers at school.



Phone Calls

Teachers may contact you using a calling system (i.e. Remind). You may notice the number may appear from a different area code than our geographical area.



Texting

Staff texting to parents and students

Remind is a communication tool that is used by staff such as teachers to communicate with parents via email, texting and voice and students via email. Texting is available for students ages 13 & over. Students and parents are automatically opted in. For more information about Remind or how to opt out, visit www.fwps.org/remind.

School and district-wide texting to parents

Texting is also available from your child's school and the school district. More information can be found here: www.fwps.org/Page/2139.



Zoom Meetings

For some families, video conferences will be the best way to connect with your child's teacher. Your child's teacher may send you an invitation to participate in a Zoom video conference. To access this meeting on a computer, click on the link provided in the invitation. To access this meeting over the phone, you can call the number provided or download the Zoom mobile app at <https://www.zoom.us/download>.

FOR MORE INFORMATION
How-to videos and resources can be found on our website at www.fwps.org/parentportal

Did you know our website is translatable in over 100 languages?

To change the language on the FWPS website:

- Go to www.fwps.org
- Click on the 'Translate Language' at the top right of the webpage
- Select your preferred language from the drop-down menu

Does your child(ren) need access to a computer to access their learning at home?

Please indicate technology access needs for your child during the online registration process. If you have questions or need assistance, contact your child's school.

ParentVUE

ParentVUE is your way to check your child's grades, attendance and communicate with your child's teacher. To access ParentVUE, visit <https://grades.fwps.org/>.

Parents and guardians, make sure your contact information is up to date!

In order to receive communications from the district, school and school staff, it's important that your contact information in your ParentVUE account is current.

You can update your account by visiting <https://grades.fwps.org/>.

If you have not activated your ParentVUE account, please contact your child's school. To receive voice messages, ensure you have entered a mobile or home phone, and selected the corresponding type. ParentVUE allows for two-way communication between teachers and parents in multiple languages. To receive messages in a language other than English, please set your preferred language on the login page of ParentVUE or on the mobile app.

When your child's teacher sends a message through ParentVUE, you will receive an email containing the message. To respond to this message, you must login to your ParentVUE account. (Do not respond to the noreply@fwps.org email notification.)

If you need assistance with ParentVUE, visit <https://www.fwps.org/ParentPortal> or email grades@fwps.org.

Parent Portal

The Parent Portal is the place where you will find all needs related to your child's learning! Visit www.fwps.org/parentportal to find frequently asked questions, links to common resources, "How to" videos related to digital resources, and more.



Launchpad to Learning

Launchpad to Learning is a one-stop online location that provides access to all school applications and educational resources.

Check it out at: <http://learn.fwps.org>.

The information contained in this guide was current at the time of printing. Federal, state and local laws may influence updates to district policies and procedures, and the most current version can be found at www.fwps.org.

JULY 2021



Learning Partnership Guide

2021-22 SCHOOL YEAR

OUR STRATEGIC GOALS

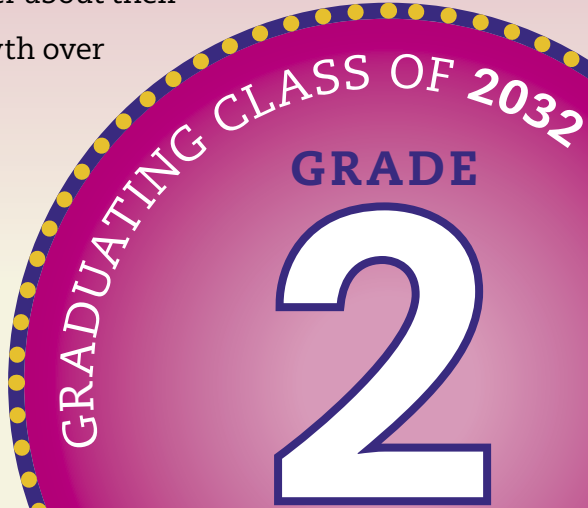
- 1 THE EARLY YEARS:
Building the foundation
- 2 WHOLE CHILD:
Thriving, confident, responsible individuals
- 3 ACTIVE LEARNERS:
Engaged, empowered critical thinkers
- 4 CONTENT-AREA COMPETENCE:
Mastery of all subjects
- 5 PERSISTENCE TO GRADUATION:
High school graduation through successful transitions



Welcome!

Second grade is an important time in your child's life.

Your child is transitioning from a primary scholar to an intermediate scholar to be ready for third grade. This guide provides an overview of the academic standards and social emotional milestones that your child will experience this year. Academic standards are important because they help ensure that all scholars are prepared for success. This guide is meant to support you in understanding what your child is learning, and provide ways you can speak with your child's teacher about their progress and growth over the year.



GRADE 2 A GUIDE TO your scholar's success

ENGLISH LANGUAGE ARTS

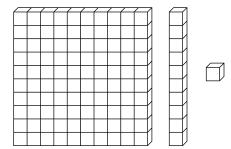
- Reading**
- Scholars can read and understand texts at the 2nd grade level.
 - Ask and answer questions and use text evidence to support thinking.
 - Learn and use strategies to decode multisyllable words.
 - Determine main idea and key supporting details.
 - Use strategies to understand word meanings in grade level texts.
 - Learn new vocabulary.

- Writing & Communication**
- Write a paragraph about one idea.
 - Support writing with evidence.
 - Write about experiences or gather information from provided sources to answer a question.
 - Scholars can write a paragraph about one idea.
 - Support writing with evidence.
 - Scholars can write to explain.
 - Participate in collaborative conversations with classmates.

MATH

- SEMESTER 1: SEPTEMBER–JANUARY**
- Scholars solve word problems involving addition and subtraction within 100.
- Example:* Devin had some candy. He ate 37 pieces. Now, he has 25 left. How many did he have to start?

- SEMESTER 2: FEBRUARY–JUNE**
- Scholars add and subtract within 1000, using strategies based on place value.
- Example:* Use place value blocks to solve: $237 + 195 =$



SCIENCE

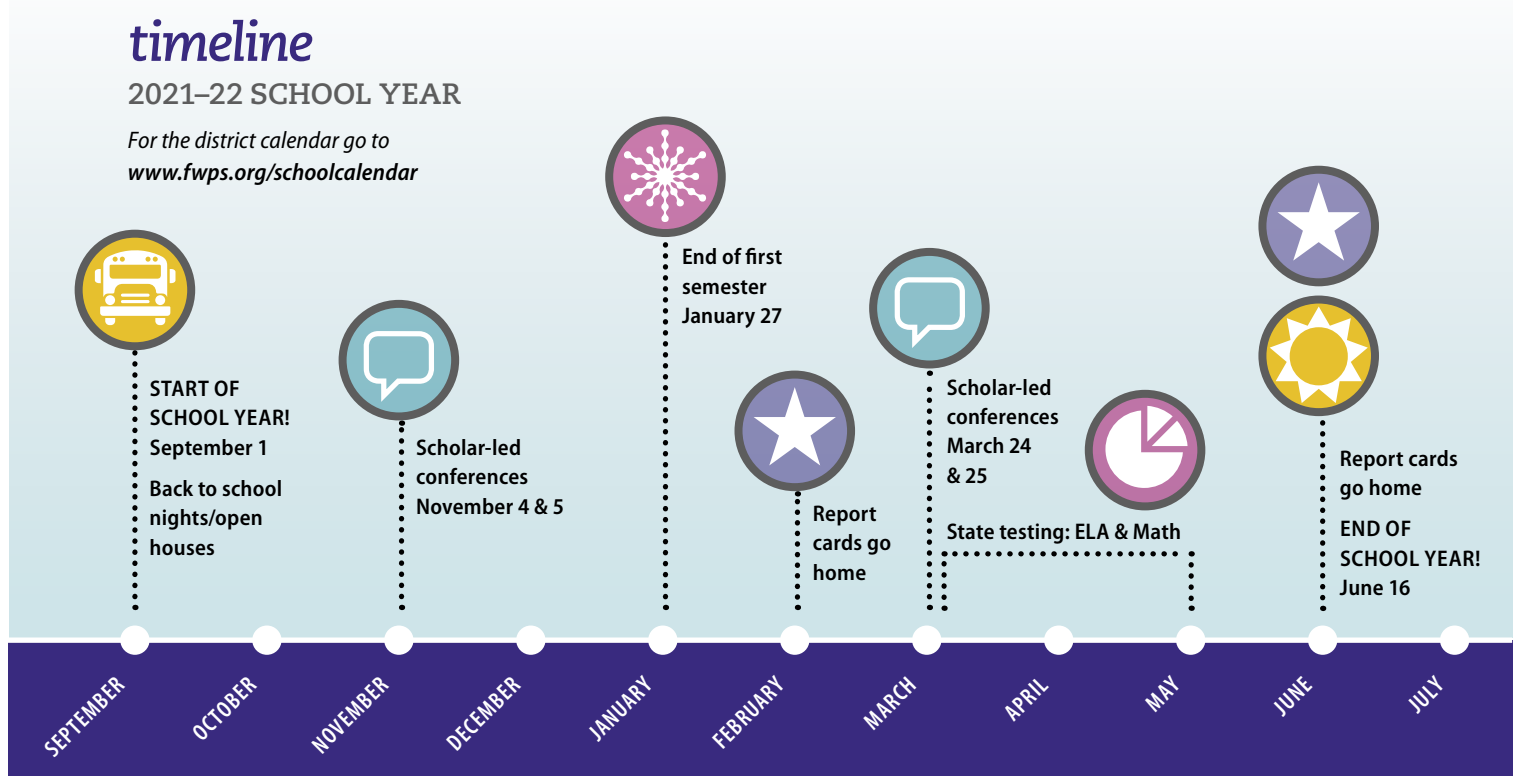
- How are materials similar and different? How do the properties of materials relate to how they are used?
- What do plants need to grow? How many types of living things live in a place? How do plants depend on animals to disperse seeds?
- How does land change and what are some things that cause it to change? What are the different kinds of land and bodies of water?

- Ways to talk with your child's teacher**
- What is my child's reading level? Is that level below, on or above grade level?
 - What is my child's independent reading Power Goal? A Power Goal is a specific skill or strategy that your child is working on to move to the next reading level.
 - How is my child progressing in terms of meeting standards in reading, writing, speaking and listening? What are their strengths? What are areas to improve?

- Ways to support your scholar at home**
- Set aside time (20–30 minutes) for your child to read every day. Have them read to you. Talk to them about what is happening in their book(s).
 - Ask your scholar to share what they are working on in class. Ask them questions like, "What book did you read and/or talk about in class today?" "What did you like about what you read?" "Tell me what you wrote about today in class."

- Ways to talk with your child's teacher**
- Is my child on track? What are areas of strength and growth?
 - Ask to see a piece of your child's work. Is this work satisfactory? What could be improved?

- Ways to support your scholar at home**
- Ask your child to solve real life scenarios involving multiplication and division. For example, "If there are 35 chocolates to share with 7 people, how many will each person get?"
 - Give your child opportunities to tell time or elapsed time. For example, "If we go to the grocery store at 12:30 and stay for 35 minutes, when will we leave?"



- SOCIAL STUDIES**
- Focus: Communities*
- What is a community?
 - How can people make positive impacts in their community?
 - Communities can change over time.

- MUSIC**
- Demonstrate knowledge of music concepts (such as tonality and meter) in music from a variety of cultures selected for performance.
 - Perform music for a specific purpose with expression and technical accuracy.
 - Apply personal and expressive preferences in the evaluation of music for specific purposes.

- HEALTH & PE**
- Start to combine skills smoothly while participating in a variety of movement experiences.
 - Work on understanding key elements of fundamental skills, including fitness and nutrition concepts, the benefits of physical activity, and movement concepts and strategies.
 - Work cooperatively and responsibly in groups.

- TECH SKILLS**
- Use digital drawing tools and presentation software collaboratively to express ideas.
 - Access digital content (audio, video) to build background knowledge and investigate topics.
 - Navigate and use teacher-selected websites.

OUR COMMITMENT TO SCHOLARS AND FAMILIES

All scholars learn best when they experience physical and emotional safety in classrooms and schools. Scholars and families should expect to see the following adult actions:

- Provide a welcoming environment to support building trusting, encouraging relationships with all families.
- Prioritize scholar voice and participation in shaping the learning and classroom culture.
- Teach for understanding to assure scholars have high expectations and academic supports to grow intellectually.
- Focus on scholar cooperation to encourage scholars to learn from and help others.
- Implement school-wide Positive Behavioral Interventions and Supports so that all scholars and adults live out their shared beliefs and actions that make school a safe and fun place to learn.

SOCIAL & EMOTIONAL grade 2 milestones

- Keep belongings neater at home and school than in 1st grade
- Conscientious and serious; have strong preferences
- Benefit from humor and games to help moderate seriousness
- Need security and structure; rely on adults for help and constant reassurance
- Inward-looking; can be moody, touchy, sulky, or shy
- May change friendships quickly and feel "nobody likes me"
- May not like to take risks or make mistakes
- Sensitive to others' feelings, but sometimes tell on others
- May prefer working and playing alone or with one friend
- Benefit from advanced warning to any changes in routine at home and school
- Can get sick from worrying about tests, assignments, etc.
- Benefit from close communication between teachers and parents to help ensure needs are understood

QUESTION & ANSWER

- Q: Who do I contact if I have a concern about my child?**
- A:** First, always contact your scholar's teacher/s and discuss your concern. If your concern has not been fully addressed, you can contact the school's family liaison or principal.
- Q: What can I do if my child seems to be struggling learning how to read?**
- A:** Set aside time for your child to read or to read to your child every day. Ask your child about what they are reading. Ask your child's teacher what their reading power goal is and are there activities you can do at home to practice. The best way to become a stronger reader is to read!

GETTING READY FOR college & career

the ABCs

- ATTENDANCE**
- Scholars who maintain good attendance through all years of school:
- Achieve grade level standard at a higher rate
 - Graduate from high school at a higher rate
 - Develop good habits that contribute to success in school and in future careers
- For each day a scholar is absent it takes an average of three days to catch up.



BEHAVIOR & SOCIAL EMOTIONAL LEARNING

The purpose behind Culturally-Responsive Positive Behavioral Interventions & Supports (CR-PBIS) is to make schools more effective, efficient, and equitable learning environments for all scholars. By teaching scholars expectations and acknowledging positive behavior, adults increase the predictability, consistency, positive climate, and safety of all at school. Social emotional learning lessons are taught and embedded throughout the school year. To learn more about CR-PBIS and social emotional learning at your school, contact your scholar's teacher or principal.

