

# SEBB My Account – Logging In

<https://myaccount.hca.wa.gov>

1) Click “Log into SEBB My Account”

## School Employees Benefits Board - Login

Log into SEBB My Account to view your coverage and premium surcharge information, get your statement of insurance, and make changes. To learn more about working with SEBB My Account, visit our [Help with SEBB My Account](#) webpage.

**Employee/Subscriber login**

**Log into SEBB My Account** **1**

**Admin User?** [Log in here](#)

Manage SEBB benefits for your organization

**HCA Employee?** [Log in here](#)


**Actions you can take during open enrollment (October 26 - November 23) (some restrictions apply)**

- Make changes to your SEBB benefits
- Attest to the spouse or state-registered domestic partner coverage premium surcharges (if applicable)
- Waive medical coverage for yourself or return from waived status
- Add dependents. You must provide proof of your dependent's eligibility. It is recommended that you add your child to the health plans you want them enrolled on even if dependent verification is still pending.
- Remove dependents

**Actions you can take using SEBB My Account year-round**

- View your medical, dental, and vision coverage information
- Download your statement of insurance
- View your employer-paid basic life and basic AD&D insurance information (employees only)
- View your long-term disability insurance information (employees only)
- View your premium surcharge attestations
- Make changes to your tobacco use premium surcharge attestation (if applicable)
- Make changes based on qualifying events specified in SEBB Program rules

2) Enter your username and password and click “Submit”



# WELCOME

to your login for Washington state.

SecureAccess  
Washington

[SIGN UP!](#) [GET HELP](#) [TIPS ON](#)

**2**

## LOGIN

USERNAME

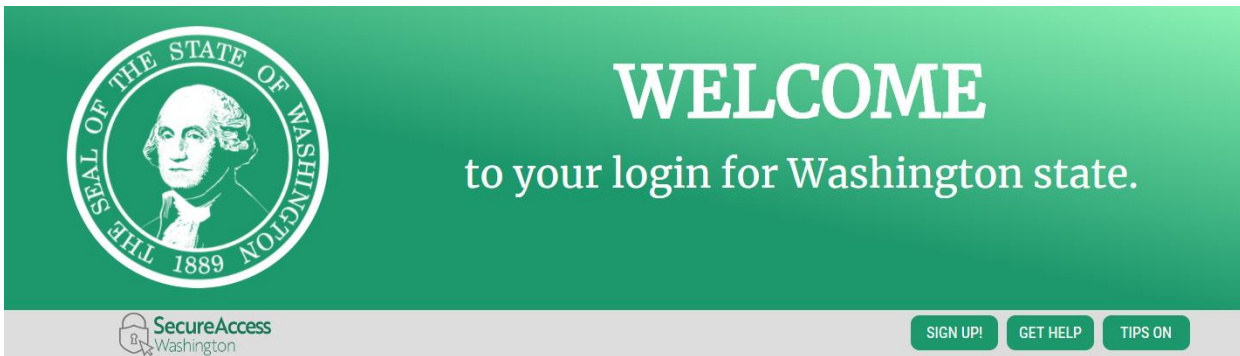
PASSWORD

[SUBMIT](#)

[Forgot your username?](#) | [Forgot your password?](#)



3) If you do not remember your username, click "Forgot your username?"



**LOGIN**

USERNAME

PASSWORD

**3**



- 4) Enter your email address that is associated to your SEBB My Account
- 5) Click box for "I'm not a robot"
- 6) Click "Send"
  - Check your email for email with username

A green banner with the Seal of the State of Washington on the left. The text reads "GET HELP" with a close button (X) on the right. Below the banner are three buttons: "USERNAME", "PASSWORD", and "MORE HELP".

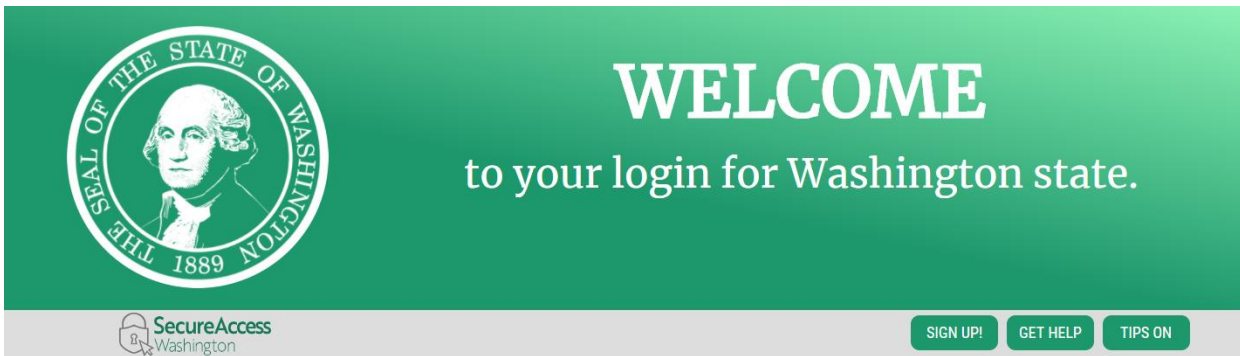
**4** **USERNAME REMINDER**

ENTER YOUR EMAIL

**5**  I'm not a robot

reCAPTCHA  
Privacy · Terms

7) If you do not remember your password, click "Forgot your password?"



**LOGIN**

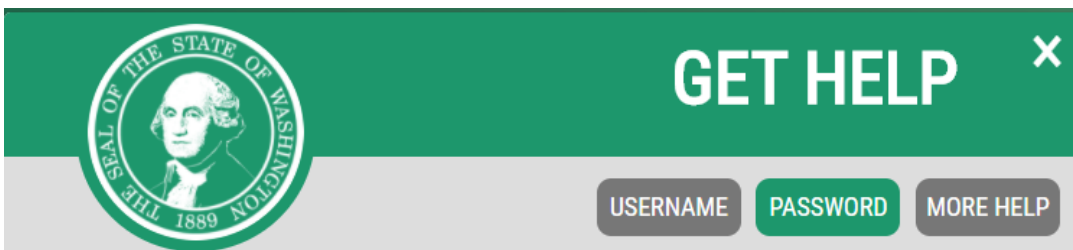
USERNAME

PASSWORD



- 8) Enter your username
- 9) Enter your email address that is associated to your SEBB My Account
- 10) Click box for "I'm not a robot"
- 11) Click "Reset"

  - Check your email for email for a link to reset your password



**8** **PASSWORD RESET**

ENTER YOUR USERNAME

**9** CONFIRM YOUR EMAIL

**10**  I'm not a robot

**11**