

# Adelaide Elementary School

## GOAL 2

WHOLE CHILD

### Attendance

**64%**

Attended 90% or more of instructional time



### "I Feel Safe at School"

**75%**

Responded "Almost always true" or "Often true" on CEE survey



### Scholar-Led Conferences

**100%**

Attended an SLC in spring 2018



### Discipline

**95%**

Did not receive a suspension



## SCORE CARD

2017-18 DATA

1635 SW 304th St.  
Federal Way, WA 98023  
253-945-2300




## GOAL 1

THE EARLY YEARS

### Kindergarten Readiness

**45%**


Incoming kindergarteners who met 6 of 6 WaKIDS domains



### IRLA

**50%**

K-3rd graders "on-target" on Independent Reading Level Assessment (IRLA)



### iReady Diagnostic Assessment

**55%** On/above level in Reading



**51%** On/above level in Math



## OVERALL SCORE

**Developing**

KEY

Excelling

Achieving

Developing

Emerging



## FEDERAL WAY PUBLIC SCHOOLS

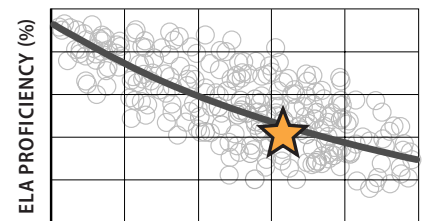
**Our Mission:** In an environment of high expectations, high support, and no excuses, the staff of Federal Way Public Schools will continually learn, lead, utilize data, and collaborate to ensure our scholars have a voice, a dream, and a bright future.

## SBA PERFORMANCE

PEER COMPARISON

### English Language Arts

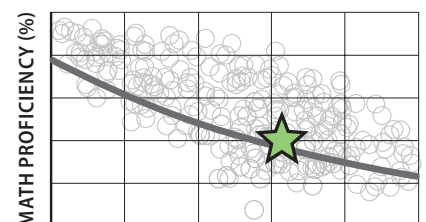
**42%** Proficiency by low income scholar population with statewide trend line



LOW INCOME SCHOLARS (%)

### Math

**40%** Proficiency by low income scholar population with statewide trend line



LOW INCOME SCHOLARS (%)