

**Federal Way**  
**Public Schools**  
Every Student, a Reader

# **Educational Programs & Operations – Replacement Levy**

**February 19, 2008**

# Replacement EP&O Levy

## Overview

- What Does the Levy Pay For?
- How Do We Compare?
- What Will This Cost Me?
- Resolution #2007-34

October 23, 2007



Federal Way  
Public Schools  
Every Student, a Reader

# Replacement EP&O Levy

## What Does The Levy Pay For?

- Additional Staff
- Additional Compensation
- Additional Benefits
- Additional Programs
- Additional Services

October 23, 2007



**Federal Way**  
**Public Schools**  
Every Student, a Reader

# Replacement EP&O Levy

## Additional Staff

**43 Teachers**

**41 Classified FTE**

**15.5 Information Technology**

**12.5 Security (patrol and campus)**

**1.0 Becca**

**3.0 Assessment Staff**

**6.0 13<sup>th</sup> Year Plan and Culminating Project Support**

**3.0 Crossing Guards**

October 23, 2007



**Federal Way  
Public Schools**  
Every Student, a Reader

# Replacement EP&O Levy

## Additional Compensation

- Funds the gap between state revenues and actuals for administrative and classified staff
- Supports classified substitutes
- Funds TRI for 1064 teachers
- Funds industry experience for nurses, SLP's, OT's
- Funds certificated substitutes beyond allocation



# Replacement EP&O Levy

## Additional Benefits


- Required – Pensions, Social Security, L&I
- Locally Bargained Health Care



# Replacement EP&O Levy

## Additional Programs

- 100% of School Operating Budgets \$3,100,000
- Text Book Adoptions \$650,000
- School Resource Officers \$450,000
- PSAT Exam Costs \$50,000
- ADA Compliance (unfunded mandate) \$50,000



# Replacement EP&O Levy

## Additional Programs


|                           |             |
|---------------------------|-------------|
| ▪ Sixth High School Class | \$2,480,000 |
| ▪ Athletics (net of fees) | \$1,240,000 |
| ▪ Activities              | \$ 830,000  |
| ▪ Americorp               | \$245,000   |
| ▪ IB & Cambridge          | \$180,000   |
| ▪ Air Force JROTC         | \$170,000   |
| ▪ AVID                    | \$160,000   |
| ▪ K-8                     | \$150,000   |



# Replacement EP&O Levy

## Additional Required Services

- |                     |         |
|---------------------|---------|
| ■ Special Education | \$5.5 M |
| ■ Transportation    | \$2.3 M |
| ■ ELL               | \$0.5 M |



# Replacement EP&O Levy

## What Does The Levy Pay For?

- 20% of ALL of Basic Education \$23.7 M
  - Certificated Support \$7.7 M
  - Classified Support \$7.1 M
  - Administrative Support \$2.3 M
  - Benefits \$3.3 M
  - NERC \$3.3 M



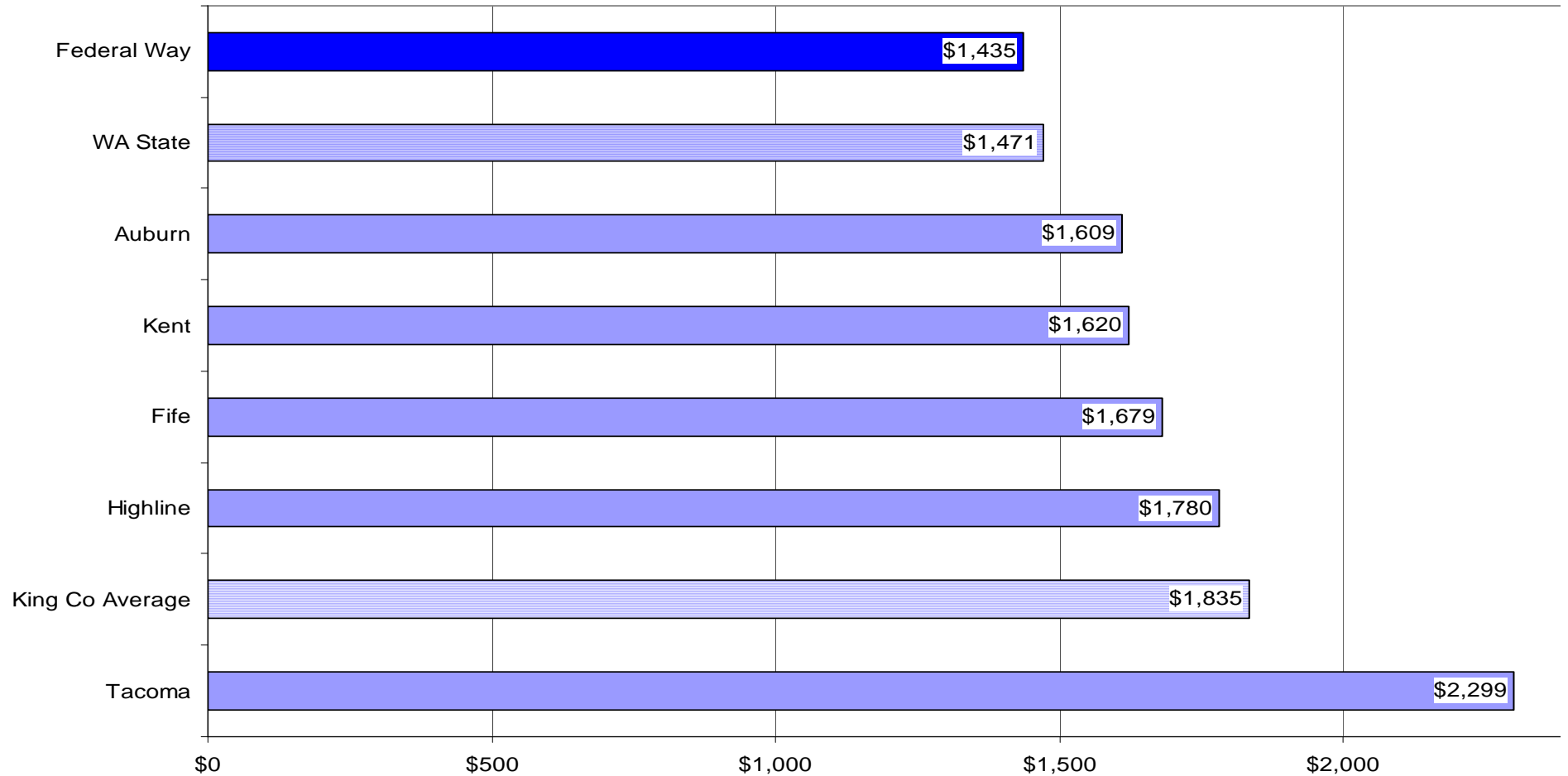
# Replacement EP&O Levy

## What Does The Levy Pay For?

- 20% of ALL of Basic Education      \$23.7 M
- 17% of Special Education Services      \$ 5.5 M
- 7% of Transportation Services      \$ 2.3 M
- <2% of English Language Learners      \$ 0.5 M



# Replacement EP&O Levy



October 23, 2007



**Federal Way  
Public Schools**  
Every Student, a Reader

# Replacement EP&O Levy

## Tax Rate Promises Made & Kept

In 2004:

*Promised Average EP&O Rate of \$2.87*

**Actual Estimated Average:           \$2.83**

*Promised Average TOTAL Rate of \$4.28*

**Actual Estimated Average           \$4.24**

October 23, 2007



Federal Way  
Public Schools  
Every Student, a Reader

# Replacement EP&O Levy

## Tax Rate Promises Made & Kept

In 2007:


*Promised Average TOTAL Rate of \$4.19*

**9 cents lower than promise**

*Promised Average EP&O Rate of \$2.74*

**9 cents lower than promise**

October 23, 2007



Federal Way  
Public Schools  
Every Student, a Reader

# Replacement EP&O Levy

## Continuing Commitment

### Tax Rate Promise of \$4.19

#### Estimated 2009 Distribution

|  |        |
|--|--------|
| ■ Educational Programs & Operations Levy | \$2.74 |
| ■ Bond Payments                          | \$1.31 |
| ■ Technology Levy                        | \$0.14 |



# Replacement EP&O Levy

## 2007 Comparisons of Neighboring Districts

| <i>District</i>    | <i>Average Home</i> | <i>Tax Rate</i> | <i>Property Tax</i> |
|--------------------|---------------------|-----------------|---------------------|
| Tacoma             | \$252,072           | \$5.51          | \$1,389             |
| Auburn             | \$253,285           | \$4.95          | \$1,253             |
| Kent               | \$282,605           | \$4.18          | \$1,181             |
| Fife               | \$252,691           | \$4.64          | \$1,172             |
| <b>Federal Way</b> | <b>\$262,848</b>    | <b>\$4.19</b>   | <b>\$1,101</b>      |
| Highline           | \$271,232           | \$4.03          | \$1,093             |

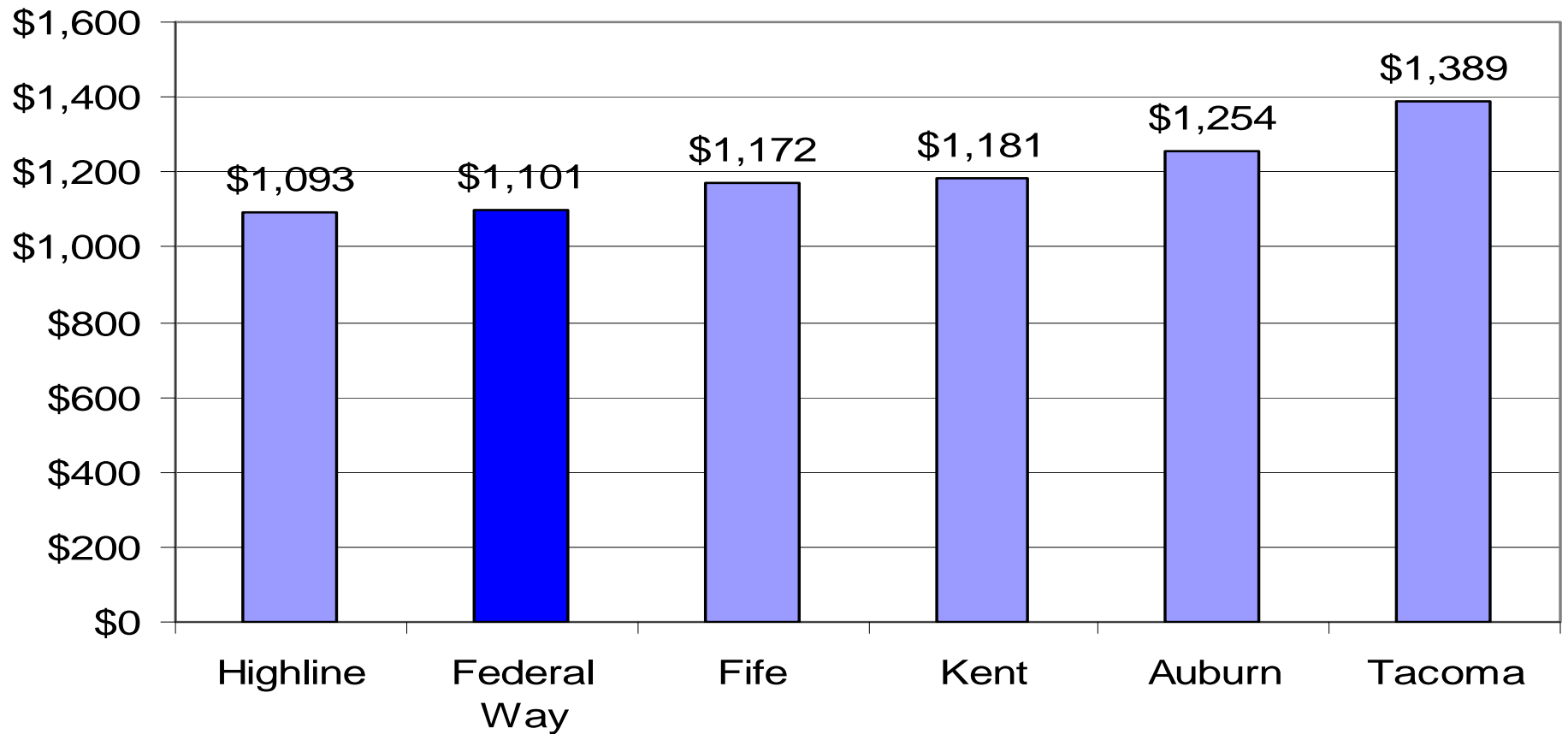
October 23, 2007



**Federal Way**  
Public Schools  
Every Student, a Reader

# Replacement EP&O Levy

2007 Average Home Owner Property Tax



October 23, 2007



**Federal Way**  
Public Schools  
Every Student, a Reader

# Replacement EP&O Levy

## Resolution #2007-34

- Allows CURRENT Programs to Continue
- Current 4-Year Levy Increased 3.4%
- Actual Operating Costs Averaged 6.6%

*(due to changes in COLA, health care and pension funds)*



# Replacement EP&O Levy

|                                 |                        |
|---------------------------------|------------------------|
| <b>Current 2008 Levy</b>        | <b>\$32.0 M</b>        |
| <b>One-Time Adjustment</b>      | <b>\$ 1.0 M</b>        |
| <b>Inflationary Increase</b>    | <b><u>\$ 3.0 M</u></b> |
| <b><i>Maximum 2009 Levy</i></b> | <b><i>\$36.0 M</i></b> |
| <b>Inflationary Increase</b>    | <b><u>\$ 3.0 M</u></b> |
| <b><i>Maximum 2010 Levy</i></b> | <b><i>\$39.0 M</i></b> |
| <b>Inflationary Increase</b>    | <b><u>\$ 3.0 M</u></b> |
| <b><i>Maximum 2011 Levy</i></b> | <b><i>\$42.0 M</i></b> |
| <b>Inflationary Increase</b>    | <b><u>\$ 3.0 M</u></b> |
| <b><i>Maximum 2011 Levy</i></b> | <b><i>\$45.0 M</i></b> |

October 23, 2007




**Federal Way  
Public Schools**  
Every Student, a Reader

# Replacement EP&O Levy

## Resolution #2007-34

- Sets the Election Date
- Sets the Maximum Levy Amounts
- Sets the Levy Years
- Estimates the Tax Rate
- Defines the Ballot Proposition
- Authorizes Participation in Voter's Pamphlet

October 23, 2007



**Federal Way**  
Public Schools  
Every Student, a Reader

# Replacement EP&O Levy

## Resolution #2007-34

- Sets the Election Date February 19, 2008
- Sets the Maximum Levy Amounts \$36M - \$45M
- Sets the Levy Years 2009, 10, 11 & 12
- Estimates the Tax Rate \$2.74
- Defines the Ballot Proposition
- Authorizes Participation in Voter's Pamphlet



# Replacement EP&O Levy

## Resolution #2007-34

### Ballot Proposition Language

*The Board of Directors adopted Resolution #2007-34 concerning a replacement levy for education. This replacement levy funds district educational programs and school operations, including classroom support, technology and security staff, athletics and activities, maintenance, and transportation, and authorizes the following excess levies to replace an expiring levy on all taxable property within the District:*

October 23, 2007



**Federal Way  
Public Schools**  
Every Student, a Reader

# Replacement EP&O Levy

## Resolution #2007-34

### Ballot Proposition Language (continued)

| Collection Year | Rate/\$1000 | Amount       |
|-----------------|-------------|--------------|
| 2009            | \$2.74      | \$36,000,000 |
| 2010            | \$2.74      | \$39,000,000 |
| 2011            | \$2.74      | \$42,000,000 |
| 2012            | \$2.74      | \$45,000,000 |



# Replacement EP&O Levy

Comments or Questions? Please contact:

[tmurphy@fwps.org](mailto:tmurphy@fwps.org)

[smclean@fwps.org](mailto:smclean@fwps.org)

Federal Way Public Schools

31405 18<sup>th</sup> Ave, S

Federal Way, WA 98003

October 23, 2007



Federal Way  
Public Schools  
Every Student, a Reader